

Scaled data based on original data using
LM-79-08 Approved Method: Electrical and Photometric Measurements of Solid-
State Lighting Products

Test Report Prepared for
Cooper Lighting Solutions
(formerly Eaton)

Brand: STREETWORKS

Report Number: P147983

Luminaire Tested: **TMU-F03-LED-E-U-5WQ-8030**

Issue Date: 3/3/2020

Test Information

Test Method: LM-79-08
Report Number: P147983
REPORT IS SCALED FROM IESNA LM-79-08 TEST DATA (P33675)
Test Lab: INNOVATION CENTER-P3
Issue Date: 3/3/2020
Manufacturer: COOPER LIGHTING SOLUTIONS (FORMERLY EATON)
Product Line: STREETWORKS
Catalog Number: TMU-F03-LED-E-U-5WQ-8030
Description: TALON MEDIUM LED AREA LUMINAIRE
(3) LIGHTBARS WITH AccuLED OPTICS - TYPE 5 SQUARE WIDE
Light Source: (21) 3000K CCT, 80 CRI LEDs
Ballast/Driver: -

Summary

Lumens per Lamp: N/A
Luminaire Lumens: 6654.8 lumens
Efficiency: N/A
Efficacy: 85.0 lumens/watt
Luminous Opening: Rectangular (W 0.5' x L: 1' x H: 0')
IES Classification: Type V - Short - Semi-Cutoff
BUG Rating: B3 - U0 - G2

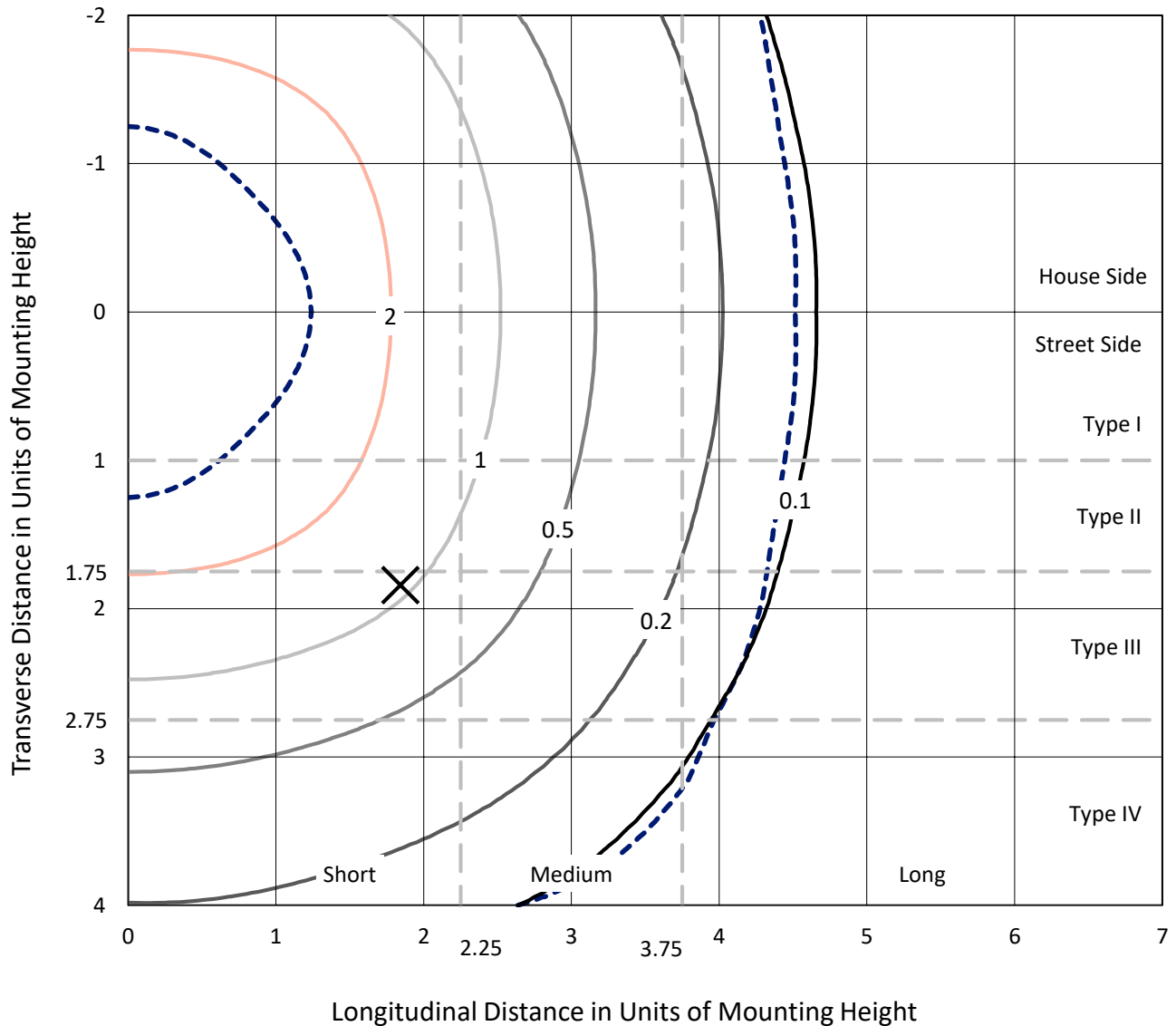
Input Watts (W): 78.3
Input Voltage (V): NR
Input Current (A_{in}): NR
Voltage Rise (V): NR
Power Factor: NR
Total Harmonic Distortion (THDi): NR
Frequency (hertz): 60
Stabilization Time: NR
Operation Time: NR
Ambient Temperature (°C): NR
Test Distance: 28.75 FT



REPORT NUMBER: P147983
 CATALOG NUMBER: TMU-F03-LED-E-U-5WQ-8030

Iso-Footcandle Lines of Horizontal Illumination

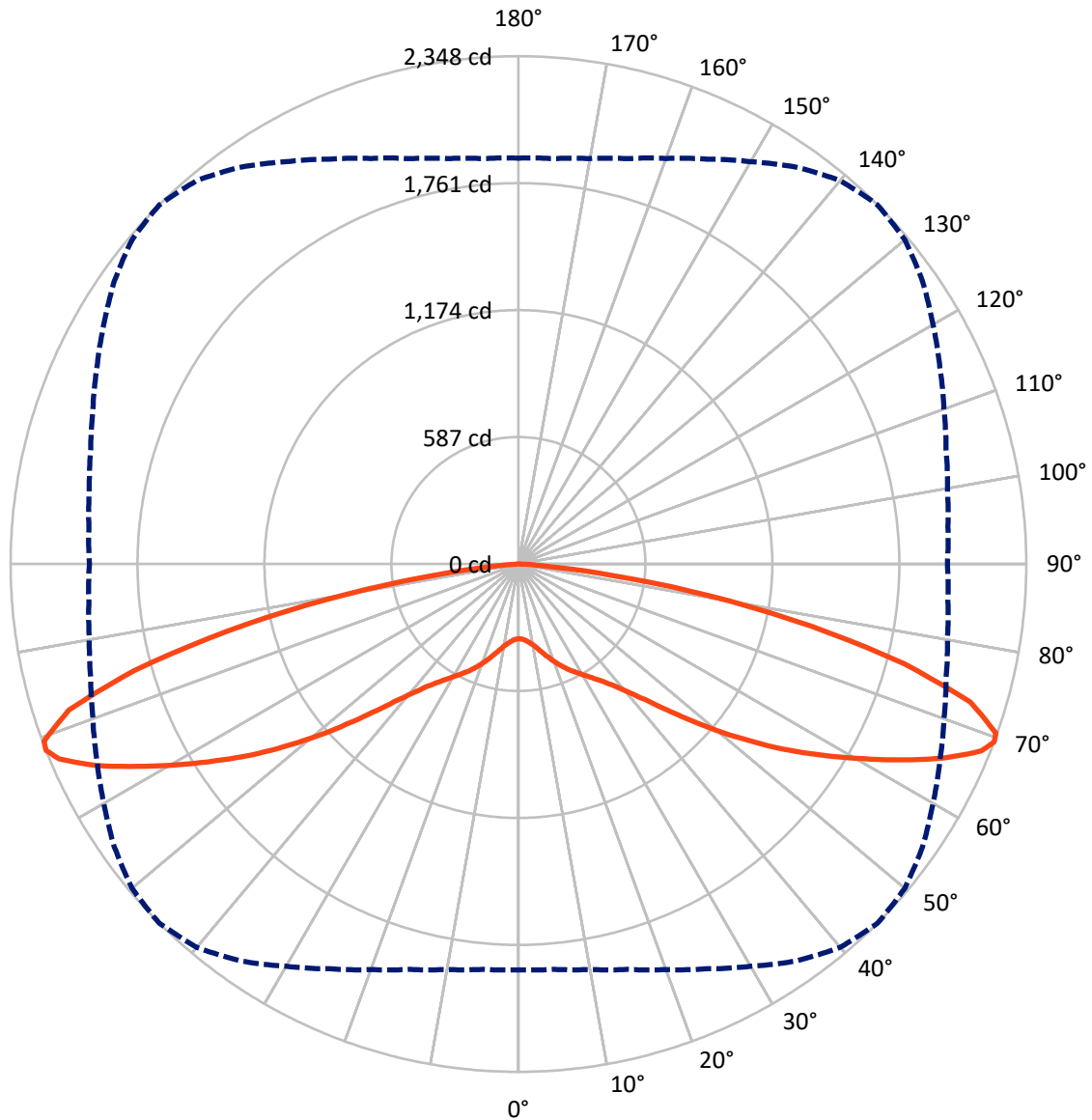
× Max cd
 - - - 1/2 Max cd



Based on 10 foot mounting height. Maximum calculated value = 4 fc
 Type V - Short - Semi-Cutoff

REPORT NUMBER: P147983
CATALOG NUMBER: TMU-F03-LED-E-U-5WQ-8030

Luminous Intensity Polar Plot



— Vertical Plane Through 45-Deg Lateral - - - Horizontal Cone Through 69-Deg Vertical

REPORT NUMBER: P147983

CATALOG NUMBER: TMU-F03-LED-E-U-5WQ-8030

FLUX DISTRIBUTION:

		Downward	Upward	Total
House Side	Lumens	3327.4	0.0	3327.4
	% Fixture	50.0	0.0	50.0
Street Side	Lumens	3327.4	0.0	3327.4
	% Fixture	50.0	0.0	50.0
Total	Lumens	6654.8	0.0	6654.8
	% Fixture	100.0	0.0	100.0

ZONAL LUMENS:

Zone	Lumens	% Fixture
0°-10°	34.7	0.5
10°-20°	122.5	1.8
20°-30°	248.1	3.7
30°-40°	416.0	6.3
40°-50°	733.8	11.0
50°-60°	1294.0	19.4
60°-70°	1975.5	29.7
70°-80°	1650.8	24.8
80°-90°	179.4	2.7
90°-100°	0.0	0.0
100°-110°	0.0	0.0
110°-120°	0.0	0.0
120°-130°	0.0	0.0
130°-140°	0.0	0.0
140°-150°	0.0	0.0
150°-160°	0.0	0.0
160°-170°	0.0	0.0
170°-180°	0.0	0.0
0°-90°	6654.8	100.0
0°-180°	6654.8	100.0

Coefficient of Utilization



REPORT NUMBER: P147983

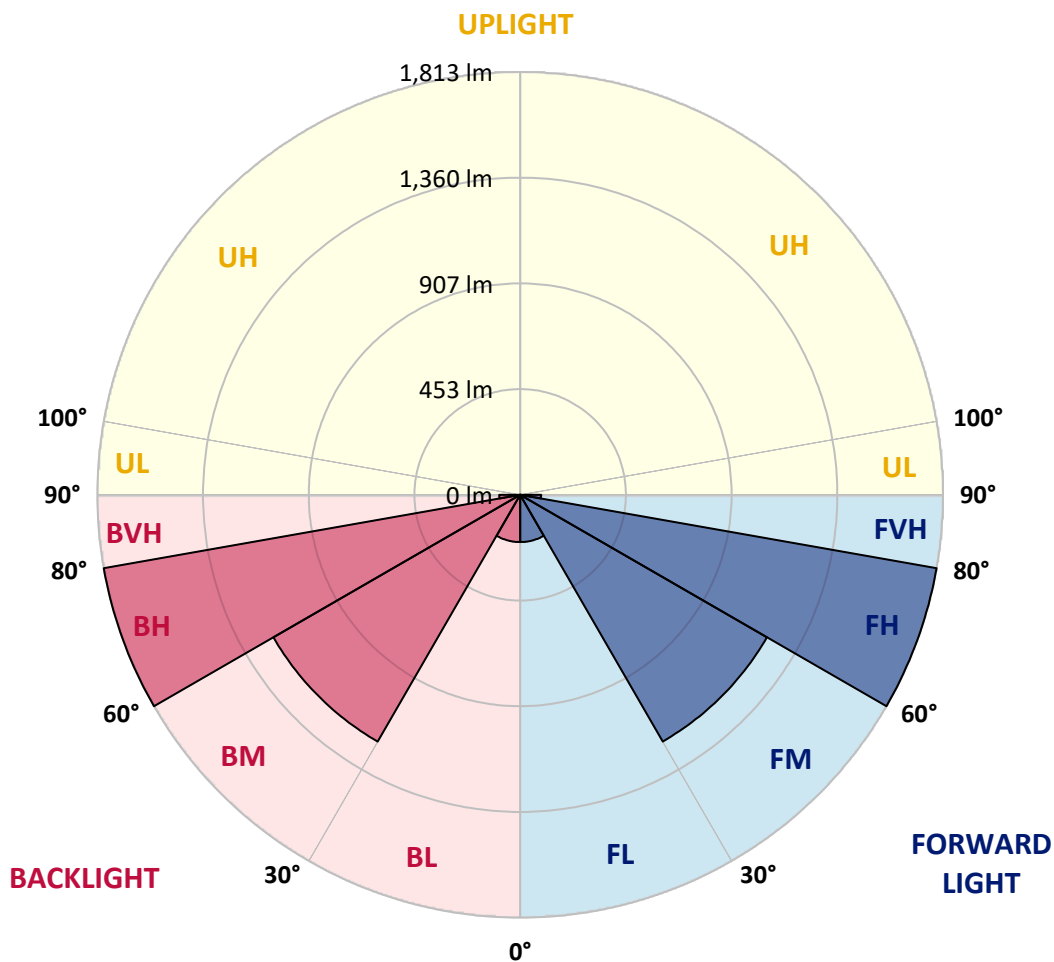
CATALOG NUMBER: TMU-F03-LED-E-U-5WQ-8030

LUMINAIRE CLASSIFICATION SYSTEM LUMEN TABLE AND BUG RATING:

Zone		Lumens	% Fixture	Zone Rating/Lumen Limit		
				B	U	G
FL	(0°-30°)	202.7	3.0			
FM	(30°-60°)	1221.9	18.4			
FH	(60°-80°)	1813.2	27.2			G2/5000
FVH	(80°-90°)	89.7	1.3			G1/100
BL	(0°-30°)	202.7	3.0	B1/500		
BM	(30°-60°)	1221.9	18.4	B2/2500		
BH	(60°-80°)	1813.2	27.2	B3/2500		G2/5000
BVH	(80°-90°)	89.7	1.3			G1/100
UL	(90°-100°)	0.0	0.0		U0/0	
UH	(100°-180°)	0.0	0.0		U0/0	

BUG Rating: B3-U0-G2

Type V Short





REPORT NUMBER: P147983

CATALOG NUMBER: TMU-F03-LED-E-U-5WQ-8030

CANDELA DISTRIBUTION (FULL):

	0°	5°	10°	15°	20°	25°	30°	35°	40°	45°	50°
0°	345.6	345.6	345.6	345.6	345.6	345.6	345.6	345.6	345.6	345.6	345.6
2.5°	348.4	349.1	348.4	348.4	348.4	348.4	348.4	347.7	347.7	347.7	348.4
5°	355.3	356.0	355.3	356.0	356.0	356.0	356.0	355.3	355.3	355.3	355.3
7.5°	366.5	366.5	366.5	367.2	366.5	366.5	367.2	366.5	366.5	366.5	366.5
10°	382.5	381.8	381.8	381.8	381.8	381.8	382.5	382.5	382.5	381.8	381.8
12.5°	402.0	401.3	402.0	402.0	402.7	402.7	402.7	402.7	402.7	402.7	402.0
15°	425.7	425.7	425.7	426.4	427.8	427.8	427.1	427.8	427.8	427.8	427.8
17.5°	452.2	453.6	452.2	452.9	453.6	452.9	454.3	455.0	455.7	455.0	452.9
20°	479.4	480.1	480.1	480.1	480.1	481.4	482.1	482.1	484.2	483.5	482.8
22.5°	505.1	506.5	506.5	507.2	507.2	509.3	509.3	509.3	510.7	512.1	510.7
25°	532.3	531.6	531.6	533.0	533.7	536.5	536.5	537.9	540.0	540.7	539.3
27.5°	556.7	556.0	556.0	558.1	558.8	562.3	562.3	565.1	566.4	567.1	565.7
30°	582.5	582.5	581.8	583.9	586.0	588.7	590.1	592.9	595.0	595.7	594.3
32.5°	613.1	611.7	612.4	613.8	615.2	618.0	620.1	623.6	626.4	627.1	625.7
35°	648.0	645.9	646.6	648.0	650.1	654.2	657.7	659.8	664.0	665.4	662.6
37.5°	686.3	687.0	686.3	689.8	693.3	698.1	702.3	705.1	709.3	711.4	709.3
40°	740.6	738.5	740.6	744.1	749.7	756.0	764.3	766.4	770.6	774.8	769.9
42.5°	811.0	809.6	814.5	817.3	823.5	830.5	841.0	846.5	852.8	855.6	851.4
45°	903.0	903.0	908.5	909.2	919.0	928.1	942.7	949.7	961.5	961.5	961.5
47.5°	1004.7	1008.9	1012.4	1019.3	1026.3	1043.0	1057.6	1073.0	1084.1	1085.5	1083.4
50°	1109.9	1114.1	1124.5	1134.3	1149.6	1170.5	1186.5	1206.7	1216.5	1224.9	1222.1
52.5°	1226.3	1227.0	1239.5	1252.0	1274.3	1297.3	1323.1	1344.0	1361.4	1369.1	1362.8
55°	1353.8	1355.2	1366.3	1379.5	1404.6	1431.1	1463.1	1484.7	1507.0	1521.0	1510.5
57.5°	1491.7	1492.4	1503.6	1519.6	1549.5	1576.0	1606.7	1637.3	1658.2	1670.8	1663.8
60°	1644.3	1647.8	1656.1	1676.3	1704.9	1732.8	1763.4	1790.6	1815.0	1828.2	1821.3
62.5°	1807.3	1810.8	1822.7	1838.7	1863.8	1894.4	1923.7	1958.5	1978.7	1993.4	1982.9
65°	1916.7	1923.0	1941.8	1963.4	2000.3	2040.0	2074.2	2121.6	2145.9	2163.4	2153.6
67.5°	1923.7	1927.2	1950.2	1982.9	2032.4	2092.3	2162.0	2235.8	2283.9	2306.9	2290.2
69°	1876.3	1881.2	1903.5	1940.4	1995.5	2065.1	2148.0	2240.0	2313.9	2348.0	2332.0
70°	1822.7	1833.1	1857.5	1897.9	1951.6	2024.7	2110.4	2208.7	2295.0	2341.7	2329.9
72.5°	1709.8	1712.6	1728.6	1760.7	1801.8	1862.4	1943.2	2035.9	2118.1	2185.0	2194.7
75°	1517.5	1526.5	1538.4	1560.0	1580.9	1624.8	1679.1	1742.5	1790.6	1842.2	1844.3
77.5°	1146.8	1174.0	1183.1	1187.9	1197.0	1231.8	1279.2	1334.2	1374.0	1382.3	1380.9
80°	514.9	551.1	559.5	599.2	623.6	681.4	753.9	838.2	894.6	900.9	885.6
82.5°	101.0	108.0	126.1	157.5	214.6	248.7	296.1	355.3	409.7	441.0	422.2
85°	33.4	35.5	41.1	45.3	52.3	59.2	71.8	89.2	110.8	122.6	109.4
87.5°	13.2	13.2	15.3	16.7	18.1	18.1	18.1	16.7	16.0	13.2	11.8
90°	0.0	0.0	0.0	0.0	0.0	0.0	0.0	0.0	0.0	0.0	0.0



REPORT NUMBER: P147983

CATALOG NUMBER: TMU-F03-LED-E-U-5WQ-8030

CANDELA DISTRIBUTION (continued):

	55°	60°	65°	70°	75°	80°	85°	90°
0°	345.6	345.6	345.6	345.6	345.6	345.6	345.6	345.6
2.5°	347.7	347.7	347.7	347.7	347.7	347.7	347.7	347.7
5°	355.3	354.6	354.6	353.9	353.9	353.9	353.9	353.9
7.5°	365.8	365.1	364.4	365.1	364.4	364.4	364.4	364.4
10°	381.8	380.4	379.7	379.0	379.0	379.0	378.3	378.3
12.5°	400.6	400.6	399.9	399.2	397.8	398.5	397.8	396.4
15°	426.4	425.0	424.3	423.6	422.2	422.2	422.2	421.5
17.5°	452.2	450.8	450.8	448.7	448.0	448.0	448.0	448.7
20°	480.7	478.7	477.3	475.9	474.5	475.2	473.8	475.2
22.5°	509.3	506.5	505.1	503.0	501.0	501.0	500.3	498.9
25°	537.2	533.7	532.3	530.2	527.4	527.4	526.0	524.6
27.5°	563.7	560.2	558.8	554.6	551.8	551.1	549.7	549.0
30°	592.9	588.7	586.7	582.5	578.3	577.6	575.5	575.5
32.5°	623.6	619.4	618.0	611.7	608.3	608.3	606.9	605.5
35°	661.9	655.6	654.2	648.0	643.1	643.1	641.7	642.4
37.5°	707.2	702.3	697.4	692.6	687.0	686.3	684.9	683.5
40°	767.8	762.2	756.7	749.7	744.8	743.4	741.3	740.6
42.5°	848.6	843.1	831.9	826.3	821.5	817.3	816.6	815.9
45°	951.7	944.8	937.1	926.7	920.4	911.3	909.9	906.5
47.5°	1075.8	1062.5	1049.3	1040.2	1030.5	1020.0	1017.9	1012.4
50°	1207.4	1197.0	1174.7	1160.1	1144.7	1134.3	1127.3	1125.2
52.5°	1348.9	1329.4	1307.1	1287.6	1265.3	1251.3	1238.8	1235.3
55°	1496.6	1468.7	1440.8	1417.9	1395.6	1378.8	1367.0	1361.4
57.5°	1644.3	1613.6	1583.0	1557.9	1539.1	1517.5	1505.6	1502.9
60°	1798.3	1769.0	1737.7	1712.6	1689.6	1670.8	1663.8	1650.6
62.5°	1961.3	1930.7	1901.4	1877.0	1847.7	1834.5	1822.7	1815.0
65°	2121.6	2086.0	2049.1	2023.3	1994.1	1975.2	1960.6	1950.2
67.5°	2245.6	2191.9	2142.5	2099.3	2059.6	2030.3	2011.5	2001.7
69°	2280.4	2213.5	2150.1	2093.7	2047.0	2014.3	1993.4	1983.6
70°	2276.2	2202.4	2132.7	2070.7	2019.8	1985.0	1964.8	1946.7
72.5°	2147.3	2079.8	2002.4	1934.8	1888.9	1855.4	1835.2	1825.4
75°	1832.4	1787.1	1731.4	1679.1	1645.7	1626.2	1601.1	1601.8
77.5°	1334.2	1335.6	1298.0	1244.4	1206.7	1199.8	1188.6	1177.5
80°	827.7	761.5	718.3	660.5	618.0	581.1	565.1	530.2
82.5°	381.8	298.2	231.3	174.9	134.5	105.2	92.0	75.2
85°	85.0	64.8	53.6	43.2	36.9	34.1	27.9	25.8
87.5°	11.8	10.5	9.8	9.1	7.7	5.6	4.2	3.5
90°	0.0	0.0	0.0	0.0	0.0	0.0	0.0	0.0

(END OF REPORT)